



Farming Implements

RY AGRICULTURE (PTY) LTD.

Web: www.ryagri.com



Contact Timothy Schuler
+27661791124 timothy@ryagri.com

CONTENT

- | | |
|-----------------------------|---------------------------|
| 03) Farm Trailers | 31) Mist Blower |
| 04) Wheel Loaders | 32) Hand held Mist Blower |
| 05) Walking Tractors Combo | 33) Fertilizer Spreader |
| 06) Haymaking Combo special | 34) Slasher |
| 07) Mini Round Baler | 35) Scraper/Grader |
| 08) Drum Mower | 36) Disc Ridger |
| 09) Rake | 37) Rotavators |
| 10) Mini Excavator | 38) Seedbed Maker |
| 11) Disc Harrows | 39) Post Hole Digger |
| 12) Hydraulic Disc Harrow | 40) Maize Thresher |
| 13) Disc Plough(Light duty) | 41) Peanut Sheller |
| 14) Disc Plough | 42) Hammer Mill |
| 15) Furrow Plough | 43) Roller Mill |
| 16) Chisel Plough | 44) Rice Mill |
| 17) Cultivator | 45) Pellet Mill |
| 18) Parraplough | 46) Jib Crane |
| 19) Rippers | 47) Water Pump |
| 20) Hand Transplanter | |
| 21) Hand Planter | |
| 22) Hand Push Planter | |
| 23) Maize Planter | |
| 24) Fine Seed Planter | |
| 25–27) Vegetable Planter | |
| 28) Potato Planter | |
| 29) Potato Harvester | |
| 30) Boom Sprayer | |

FARM TRAILERS

1) 7CX-3T	R 46,000 Excl Vat
2) 7CX-5T	R 55,000 Excl Vat
3) 7C-6T	R 110,000 Excl Vat
4) 7C-6TD	R 115,000 Excl Vat

Model	Unit	7CX-3T	7CX-5T	7C-6T	7C-6TD
Loading capacity	kg	3000	5000	6000	6000
Loading space	mm	3000*1600*400	3120*1920*460	4000*2150*550	4000*2100*550
Dimension	mm	4100*1600*2000	4220*2000*1750	5100*2230*1850	5500*2200*2150
Tyre type/Qty		7.5-16/2	8.25-16/2	8.25-16/4	8.25-16/4
Weight	kg	480	960	1300	1600
Matched power	hp	20-40	30-80	40-90	50-90
Braking mode		Back tipping Air brake	Mechanical impact brake+Handbrake	Air brake	Air brake
Unloading mode		Self unloading truck		Non dump	Double axle



WHEEL LOADERS

- | | |
|----------|--------------------|
| 1) RY928 | R 262,000 Excl Vat |
| 2) RY936 | R 275,000 Excl Vat |
| 3) RY940 | R 385,000 Excl Vat |

Model	Unit	RY928	RY936	RY940
Rated weight	kg	1500	1800	2000
Dimension	mm	5200*1900*2700	5600*2000*2750	5800*2100*2850
Operating weight	kg	3300	3800	5000
Rated power	kw	≤42	≤55	≤76
Dump height	mm	3000	3200	3500



WALKING TRACTOR COMBO

1)W15HP-CMB	R 75,300 Excl Vat
2)W15HP(15hp diesel engine+electrical starting)	R 56,500 Excl Vat
3)RWS(Rotavator with seat)	R 7,800 Excl Vat
4)W15-DP2(Double disc plow)	R 7,800 Excl Vat
5)W15-FP2(Double furrow plow)	R 5,800 Excl Vat

Model	Unit	W15HP
Power	hp	15
Battery	v	12
Weight	kg	525
Rotavator width	mm	900
Type of cooling	Water-cooling	
Deserved farm tools	Double disc plow,Double furrow plow,Rotavator with seat	



HAYMAKING COMBO SPECIAL

R70+ DM165+RK-4S

R 109,900 Excl Vat



MINI ROUND BALER

R70 R 69,900 Excl Vat

Model	Unit	R70
Weight	kg	440
Matched power	hp	30–60
Working width	mm	800
Roller speed	r/min	200
Baler size	mm	610*700
Working speed	km/h	2–5
Working efficiency	bales/h	80–100
PTO speed	r/min	540
Qty of roller	pcs	12
Baler weight	kg	20–30
Tyre size		16*6.50–8



DRUM MOWER

DM-165

R 40,000 Excl Vat

Model	Unit	DM-165
Cutting height	mm	30
Weight	Kg	300
Matched power	hp	40-60
Qty of disc	pcs	2
Qty of blades	pcs	6
Drum speed	r/min	1620
Working width	mm	1650
Working efficiency	ha/h	1.3
Linkage	Three-point mounted	




RAKE

RK-4S

R 17,500 Excl Vat

Model	Unit	RK-4S
Working width	mm	2500
Matched power	hp	≥15
Qty of wheels	pcs	4
Qty of spring	pcs	40
Swath width	mm	500-1500
Working speed	km/h	5-15
Weight	kg	170
Working efficiency	ha/h	2-3
Linkage	3-point mounted	



MINI EXCAVATOR

XN08

R 118,200 Excl Vat

Model	Unit	XN08
Weight	kg	850
Rated power	kw/hp	8.7/12
Bucket capacity	M ³	0.025
Maximum excavation radius	mm	2400
Maximum excavation depth	mm	1400
Maximum digging height	mm	2490
Maximum dumping height	mm	1750



Rake R3,750



Grabber R6,500

Auger
R14,850Flat Bucket(500/800mm)
R5,220/R6,500Ripper
R2,895

DISC HARROWS

1) DH-14	R 32,000 Excl Vat
2) DH-16	R 35,000 Excl Vat
3) DH-18	R 41,000 Excl Vat
4) DH-20	R 43,800 Excl Vat

Model	Unit	DH-14	DH-16	DH-18	DH-20
Working width	mm	1600	1800	2000	2200
Working depth	mm	90-260	90-260	90-260	90-260
Qty of discs	pcs	14	16	18	20
Disc diameter	mm/inch	560x5/22	560x5/22	560x5/22	560x5/22
Weight	kg	360	420	480	540
Matched power	hp	40-50	40-50	50-60	50-60
Linkage	Three-point mounted				



HYDRAULIC DISC HARROW

1) HDH-18 R 110,000 Excl Vat

2) HDH-24 R 125,000 Excl Vat

Model	Unit	HDH-18	HDH-24
Working width	mm	2000	2500
Working depth	mm	120-220	120-220
Qty of discs	pcs	18	24
Disc diameter	mm/inch	660x6/26	660x6/26
Weight	kg	1150	1350
Matched power	hp	75-90	80-105
Linkage	Three-point mounted		
Maximum adjustment angle	23°		



DISC PLOUGH (LIGHT DUTY)

13

1LYQ-320

R 17,500 Excl Vat

Model	unit	1LYQ-320	1LYQ-420
Working width	mm	600	800
Working depth	mm	80-200	80-200
Qty of discs	pcs	3	4
Disc diameter	mm/inch	510x4/20	510x4/20
Weight	kg	180	200
Matched power	hp	25-40	35-50
Linkage	Three-point mounted		



DISC PLOUGH (HEAVY DUTY)

1) PDP-2	R 25,800 Excl Vat
2) PDP-3	R 30,000 Excl Vat
3) PDP-4	R 37,000 Excl Vat
4) PDP-E	R 8,000 Excl Vat

Modle	unit	PDP-2	PDP-3	PDP-4	PDP-E
Working width	mm	600	900	1200	300
Working depth	mm	80-250	80-250	80-250	/
Qty of discs	pcs	2	3	4	1
Disc diameter	mm/inch	660x5/26	660x5/26	660x5/26	660x5
Weight	kg	350	400	470	99
Matched power	hp	40-50	55-75	65-80	/
Linkage	Three-point mounted				



FURROW PLOUGH

1) 1L-235	R 17,500 Excl Vat
2) MBP-2	R 20,200 Excl Vat
3) MBP-3	R 27,700 Excl Vat
4) MBP-4	R 32,100 Excl Vat

Model	Unit	1L-235	MBP-2	MBP-3
Working width	mm	700	900	1500
Working depth	mm	200-300	250-350	250-350
Qty of discs	pcs	2	2	3
Weight	kg	158	280	360
Matched power	hp	30-50	50-65	65-80
Linkage	Three-point mounted			



CHISEL PLOUGH

RP-9R(CPR)

R 33,000 Excl Vat

Model	Unit	RP-9R(CPR)
Working width	mm	1800
Working depth	mm	100-240
Qty of legs	pcs	9
Weight	kg	320
Matched power	hp	50-70
Tooth spacing	mm	210
Linkage	Three-point mounted	
Safety device	Safety bolt	



CULTIVATOR

3Z-4

R 14,000 Excl Vat

Model	Unit	3Z-4
Ridging rows		4
Weight	kg	110
Matched power	hp	45-55




PARRAPLOUGH

1S220

R 61,600 Excl Vat

Model	Unit	1S220
Qty of tines		4
Weight	kg	1100
Matched power	hp	110-130



RIPPERS

1) 1S-1	R 12,900 Excl Vat
2) 1S-2	R 18,800 Excl Vat
3) 1S-3	R 21,500 Excl Vat
4) 1S-5	R 32,000 Excl Vat

Model	Unit	1S-1	1S-2	1S-3	1S-5
Working width	mm		770	1300	2580
Working depth	Ha/H	300-450	300-450	300-450	300-450
Weight	kg	95	130	180	300
Match power	hp	30-50	30-50	50-70	70-100



HAND TRANSPLANTER

75#

R 770 Excl Vat

Model	Unit	75#
Weight	kg	2
Hole diameter	mm	75
Planting depth	mm	50–150
Material		Stainless steel



HAND PLANTER

HP-1

R 770 Excl Vat

Model	Unit	HP-1
Sowing depth	mm	35-78
Capacity	kg	1.5-2
Weight	kg	1.8
Applicable to	Maize, Soybeans, Peanut, Cereal	
Advantages	Small volume, light weight and easy operation	



HAND PUSH PLANTER

22

HPP-1F

R 3,300 Excl Vat

Model	Unit	HPP-1	HPP-1F
Qty of Mouth	pcs	12	14
Planting space	mm	150	150
Planting depth	mm	50-90	50-90
Capacity	kg	2-3	seeds 2-3 fertilizer 2- 3.5
Weight	kg	10	10
Stable fertilizer		/	powder or soild fertilizer
Sowing rate	1-2 grains,adjustable		
Applicable to	Maize,Soybeans,Peanut,Cereal		
Features	Efficient sowing,Human nature,Small and convenient,Diversified sowing		



MAIZE PLANTER

1) FY-2	R 27,500 Excl Vat
2) FY-3	R 40,000 Excl Vat
3) FY-4H	R 55,000 Excl Vat

Model	Unit	FY-2	FY-3	FY-4H
Weight	Kg	180	280	396
Planting rows	pcs	2	3	4
Matched power	hp	20-40	30-50	40-70
Row spacing	mm	450-910	450-910	450-910
Planting distance	mm	150-400	150-400	150-400
Planting depth	mm	30-50	30-50	30-50
Fertilizing depth	mm	30-100	30-100	30-100



FINE SEED PLANTER

1) FSP-8 R 44,000 Excl Vat

2) FSP-12 R 54,600 Excl Vat

Model	Unit	FSP-8	FSP-12
Weight	kg	245	280
Qty of rows	pcs	8	12
Matched power	hp	30-50	40-80
Working width	mm	1400	2000
Sowing depth	mm	10-80	10-80
Row space	mm	150	150
Working speed	km/h	4-8	4-8
Working efficiency	ha/h	0.6-1.12	0.8-1.6
Fertilizer depth	mm	30-100	30-100



VEGETABLE PLANTER(HAND PUSH)

1) VP-1	R 3,000 Excl Vat
2) VP-2	R 4,000 Excl Vat
3) VP-3	R 6,000 Excl Vat
4) VP-4	R 8,000 Excl Vat

Model	Unit	VP-1	VP-2	VP-3	VP-4
Qty of rows	pcs	1	2	3	4
Efficiency	Ha/H	0.3-0.5	0.5-0.8	0.8-1	1-1.2
Weight	kg	9	11	14	20
Rows space	mm	/	80-180	80-180	80-180
Planting spacing	mm	10-510	10-510	10-510	10-510
Applicable to	Grain seed(vegetables,flower,grain)				



VEGETABLE PLANTER(ELECTRIC POWER)

26

1) VP-4E R 20,850 Excl Vat

2) VP-6E R 26,650 Excl Vat

Model	Unit	VP-4E	VP-6E
Qty of rows	pcs	4	6
Efficiency	Ha/H	2-4	5-8
Weight	kg	60	82
Rows space	mm	80-180	80-180
Planting spacing	mm	10-510	10-510
Voltage	V	48	48
Qty of Lithium battery		4	
Working mode		Electric power	
Power source		Lithium battery	
Battery lasted time		4-5H	
Applicable to		Grain seed(vegetables,flower,grain)	



VEGETABLE PLANTER(TRACTOR MOUNTED)

VP-6T

R 48,650 Excl Vat

Model	Unit	VP-6T
Qty of rows	pcs	6
Matched power	hp	25-50
Efficiency	Ha/H	8-10
Planting spacing	mm	10-510
Rows space	mm	80-180
Weight	kg	135
Linkage	3-point mounted	
Applicable to	Grain seed(vegetables,flower,grain)	



POTATO PLANTER

2CM-4

R 112,000 Excl Vat

Model	Unit	2CM-4
Qty of planting rows	pcs	2
Dimensions	mm	1650 × 1630 × 1620
Weight	kg	1250
Rated power	hp	40-60
Row spacing	mm	650



POTATO HARVESTER

- | | |
|------------|--------------------|
| 1) 4U-1700 | R 208,000 Excl Vat |
| 2) 4U-150H | R 125,000 Excl Vat |
| 3) 4U-90 | R 69,000 Excl Vat |

Model	Unit	4U-1700	4U-150H	4U-90
Weight	kg	1610	926	350
Working rows	pcs	2	2	1
Matched power	hp	120-150	70-100	35-50
Working width	mm	1700	1500	900
Sowing depth	mm	150-300	150-250	150-300
Working efficiency	ha/h	6-8	0.2-0.5	≥ 0.17
Matched ridge width	mm	≤ 700	≤ 700	≤ 700
Control mode		hydraulic pressure	hand	hand



BOOM SPRAYER

30

1) 400L-6	R 27,600 Excl Vat
2) 500L-8	R 28,600 Excl Vat
3) 600L-10	R 30,600 Excl Vat
4) 600L-12	R 33,600 Excl Vat
5) 800L-12	R 38,600 Excl Vat

Model	Unit	400L-6	500L-8	600L-10	600L-12	800L-12
Weight	kg	115	130	145	165	215
Tank volume	L	350	500	600	600	800
Matched Power	hp	20	30-60	40-80	40-80	50-100
Working Width	m	6	8	10	12	12
Qty of nozzles	pcs	12	16	20	25	25
Rated pressure	mpa	0.2-0.3				
Spraying nozzle type	Fan spray					
Linkage	Three-point mounted					



MIST BLOWER

1) MB-400L

R 44,000 Excl Vat

2) MB-500L

R 57,200 Excl Vat

Model	Unit	MB-400L	MB-500L
Nozzle range	mm	4500	4500
Capacity	L	400	500
Working width	mm	10000	10000
Work efficiency	ha/h	1	1
Capacity	L	400	500
Matched power	hp	25-35	30-40
Weight	kg	185	200
Linkage	Three-point mounted		



HAND HELD MIST BLOWER

HMB-180

R 8,700 Excl Vat

Model	Unit	HMB-180
Single package size	mm	1100*180*320
Single gross weight	kg	10
Battery specifications	v	12
Cartridge capacity	L	15
Water mist distance	m	8-10
Smoke distance	m	30-50
Material	Titanium alloy	
Boot mode	Electric boot	



FERTILIZER SPREADER

1) SF-40	R 1,400 Excl Vat
2) FS-600L	R 17,600 Excl Vat
3) FS-800L	R 32,000 Excl Vat
4) FS-1000L	R 42,000 Excl Vat

Model	Unit	SF-40	FS-600L	FS-800L	FS-1000L
Working width	mm	2	8-12	8-12	15-18
Capacity	L	16	600	800	1000
Spreader disc no.	pcs	1	1	2	2
Work efficiency	ha/h	/	2	3	3.6
Weight	kg	28	85	230	269
Matched power	hp	/	30-80	60-80	60-100
PTO rotation speed	r/min	/	540	540	540
Linkage	Three-point mounted				



SLASHER

1) SL2-1.2	R 27,550 Excl Vat
1) SL4-1.5	R 29,900 Excl Vat
2) SL4-1.8	R 38,150 Excl Vat

Model	Unit	SL2-1.2	SL4-1.5	SL4-1.8
Work efficiency	ha/h	0.9	1.1	1.3
Weight	kg	253	335	442
Qty.of blades	pcs	2	4	4
Matched power	hp	20-35	30-50	55-85
Working width	mm	1200	1500	1800
Cutting height	mm	60-200	60-200	60-200
Linkage	Three-point mounted			



SCRAPER/GRADER

1) SCP-2000 R 17,500 Excl Vat

2) SCP-2400 R 21,000 Excl Vat

Model	Unit	SCP-2000	SCP-2400
Blade depth	mm	100	100
Qty of blades	pcs	1	2
Weight	kg	200	230
Matched power	hp	50-60	60-70
Working width	mm	2000	2400
Linkage	Three-point mounted		



DISC RIDGER

1) RD-1R	R 20,850 Excl Vat
2) RD-2R	R 37,500 Excl Vat


Model	Unit	RD-1R	RD-2R
Working width	mm	1400	1800
Ridging width	mm	200-450	300-500
Ridging height	mm	150-300	150-300
Qty of discs	pcs	2	4
Disc diameter	mm/inch	660*5/26	660*5/26
Matched power	hp	40-60	50-80
Weight	kg	215	330
Linkage	Three-point mounted		



ROTAVATORS

- | | |
|-------------|-------------------|
| 1) 1GQN-100 | R 25,500 Excl Vat |
| 2) 1GQN-150 | R 27,500 Excl Vat |
| 3) 1GQN-200 | R 44,000 Excl Vat |

Model	Unit	1GQN-100	1GQN-150	1GQN-200
Qty of blade	pcs	22	34	46
Matched power	hp	20-40	40-70	50-90
Weight	kg	170	230	420
Working width	mm	1000	1500	2000
Working depth	mm	100-180	100-180	120-200
Linkage	Three-point mounted			



SEEDBED MAKER

RGLN-160

R 66,700 Excl Vat

Model	Unit	RGLN-160
Rotavator width	mm	1600
Rotavator depth	mm	200
Qty of ridge	pcs	1
Ridge width	mm	1200
Ridge height	mm	250
Matched power	hp	50-85
Weight	kg	430
Linkage	Three-point mounted	



POST HOLE DIGGER

1) 1WX-30	R 4,350 Excl Vat
2) 1WX-40	R 5,800 Excl Vat
3) 1WX-50	R 7,250 Excl Vat
4) 1WX-60	R 8,700 Excl Vat
5) 1WX-70	R 10,150 Excl Vat
6) Digger frame	R 25,000 Excl Vat

Model	auger	30cm	40cm	50cm	60cm	70cm
Mached power	hp	25-40	25-50	30-90	40-90	50-90
Dimension of Hole	mm	300	400	500	600	700
Cave depth	mm	300-400	300-400	400-500	400-500	500-700
Weight	kg	200	212	230	240	260
Work efficiency	pcs/h	100-200	100-200	100-200	100-200	100-200



MAIZE THRESHER

1) T3	R 6,600 Excl Vat
2) T4D	R 18,550 Excl Vat
3) T6	R 20,850 Excl Vat
4) T1000	R 25,500 Excl Vat

Model	Unit	T3	T4D	T6	T1000
Work efficiency	kg/h	2000	4000	5000-6000	1000
Threshing rate		98%	98%	98%	98%
Sifter aperture	mm	/	/	/	2,3,4,8,10,12,16
Breaking rate		≤1%	≤1%	≤1%	≤1%
Applicable objects		corn	corn	corn	Wheat, corn, soybeans Sorghum, rice, millet
Matched power	kw	2.2	2.94	29.4-44	3
Weight	kg	25	83.5	150	80



PEANUT SHELLER

6BHF-450

R 29,000 Excl Vat

Model	Unit	6BHF-450
Weight	kg	122
Matched power	kw	3
Productivity	kg/h	450
Roller diameter	mm	270
Roller length	mm	390
Dimensions	L*W*H	1150*680*1400



HAMMER MILL

1) HM2.2	R 15,400 Excl Vat
2) HM-170D	R 17,600 Excl Vat
3) HM500	R 39,600 Excl Vat
4) HM500-PTO	R 50,600 Excl Vat

Model	Unit	HM2.2	HM170D	HM500	HM500-PTO
Matched power		electro motor	diesel engine	electro motor diesel engine	PTO
Power	kw	2.2	2.94	11	/
Speed	r/min	2800	2600	2200	2200
Productivity(straw)	kg/h	600	800	500-1000	500-1000
Productivity(corn)	kg/h	600	800	500-800	500-800
Sifter aperture	mm	2,4	2,4	/	/
Weight	kg	70	70	210	310
Cutting length	mm	20	3,4,5,8,10,12,16,20		
Applicable objects	Wheat, corn, soybeans, straw, vine, green fodder, mugwort, stevia			straw, vine, green fodder, mugwort, stevia	
Function	Remove straw, green feed, cut off, feed cattle, sheep, donkey, horse, pig, etc				



ROLLER MILL

RM9FC-21

R 11,000 Excl Vat

Model	Unit	RM9FC-21
Weight	kg	49
Matched power		electric motor
Power	kw	2.2-3.0
Sifter aperture	mm	1.2/2
Working efficiency	kg/h	150-200
Applicable material	Wheat, corn, soybeans, spices, rice, roasted coffee beans, etc.	



RICE MILL

6N80-9FC21

R 17,400 Excl Vat

Model	Unit	6N80-9FC21
Weight	kg	75
Matched power	kw	2.2
Rotation speed	r/min	1400-1600
Working efficiency	kg/h	≥ 150



PELLET MILL

- | | |
|-------------|-------------------|
| 1) RYPM-150 | R 20,900 Excl Vat |
| 2) RYPM-210 | R 29,000 Excl Vat |
| 3) Disc | R 2,895 Excl Vat |

Model	Unit	RYPM-150	RYPM-210
Weight	kg	120	170
Matched power	kw	3	4
Capacity	kg/h	100-125	250-350
Qty of rollers	pcs	2	2
Flat die aperture	4-8mm for selection (Default shipment 6mm hole disc)		



JIB CRANE

1) JC-500 R 6,950 Excl Vat

2) JC-1000 R 9,300 Excl Vat

Model	Unit	JC-500	JC-1000
Boom dimensions	mm	100*50*4	100*100*6
Qty of lift up points	pcs	2	2
Weight	kg	55	75
Lift capacity	kg	500-750	1000
Lift height	mm	2500	2500
Linkage	Three-point mounted		



WATER PUMP

4-12

R 17,600 Excl Vat

Model	Unit	4-12
Pump lift	m	21
Flux	m ³ /h	148
Suction	m	9.2
Inlet size	inch	4
Outlet size	inch	4
Rev	r/min	3600

